

ONLINE
EDITION

THE ROUND UP

Where the HHCA News Gets Penned

Volume 27, Issue 12 | December 2020

THE ROUND UP

**Volume 27, Issue 12
December 2020**

IMPORTANT DATES

- 12/1** Farmer's Market | **2:00pm to 6:00pm**
- 12/3** Food Truck | **4:00pm to 7:00pm**
- 12/4** Landscape Committee Meeting | **8:45am**
- 12/7** Theater Committee Meeting | **10:00am**
- 12/7** Food Truck | **11:00am to 2:00pm**
- 12/7** Architectural Committee Meeting | **6:30pm**
- 12/8** Parks & Recreation Committee Meeting | **12:00pm**
- 12/8** Farmers Market | **2:00pm to 6:00pm**
- 12/9** Equestrian Committee Meeting | **6:30pm**
- 12/10** Food Truck | **4:00pm to 6:00pm**
- 12/14** Food Truck | **11:00am to 2:00pm**
- 12/14** Gate Committee Meeting | **6:30pm**
- 12/15** Farmers Market | **2:00pm to 6:00pm**
- 12/15** Board of Directors Executive Meeting | **5:30pm**
- 12/15** Board of Directors Meeting | **6:30pm**
- 12/17** Food Truck | **4:00pm to 8:00pm**
- 12/21** Food Truck | **11:00am to 2:00pm**
- 12/22** Farmers Market | **2:00pm to 6:00pm**
- 12/24** Association Office Closes at **12:00 pm**
- 12/24** Food Truck | **4:00pm to 6:00pm**
- 12/24** Christmas Eve - **No Work Holiday**
- 12/25** Christmas Day - **No Work Holiday**
- 12/25** Association Office Closed
- 12/28-1/4** Association Office Closed
- 12/28** Food Truck | **11:00am to 2:00pm**
- 12/31** Food Truck | **4:00pm to 6:00pm**
- 1/1** New Years Day - **No Work Holiday**



Thank you to Hidden Hills residents Andrea Ashley and Lilian Darling Holt for their photography and photos throughout this edition of 'The Round Up'.

IMPORTANT INFORMATION FOR THE HOLIDAYS



The Association office closes for the holidays at 12:00 PM on Thursday, December 24, 2020 and will re-open Monday, January 4, 2021. If you have questions or concerns regarding admits or problems at the Community Center, please contact the gate guards. In case of an emergency, please do not contact the gates.

Contact the Lost Hills Sheriff's Department at (818) 878-5542 or dial 911 (no money is required to call 911 from the public payphones located by the soda machine and inside the pool area). If you need a transponder for your new car while we're closed, please call the Burbank gate at (818) 227-6660 and set up an appointment with the guard. Appointment hours are Monday through Sunday, 2:30 p.m. to 5:00 p.m. and 7:00 p.m. to 9:30 p.m.

Happy Holidays from the HHCA staff!!

Long Valley Gate (818) 227-6659

Burbank Gate (818) 227-6660

Round Meadow Gate (818) 227-6661

2020-21 ASSESSMENTS DUE!

The 2020-21 assessment invoices have been emailed and sent out via snail mail. **If you have not received your invoice(s) yet, please contact the office immediately!** Assessments are due late if not received or postmarked by December 10, 2020. Late payments will result in a 10% penalty and 12% interest until paid, so please make sure you pay your assessment on time.

If you need a payment plan, please call the office and we will arrange one for you.

PLEASE NOTIFY THE ASSOCIATION OF ISSUES IN THE COMMUNITY

The Board would like to urge all residents to contact the Association office to report violations of the Governing Documents (i.e., filming, Private Security Officers not following rules, etc.). Staff cannot investigate possible rule infractions if they are not notified. In addition to the phone call or email, photos are very helpful.

We do take action on each and every issue reported to us! Thank you!

ELECTION UPDATE

As a reminder, the 2020-21 Annual Meeting and Election of Directors will be held on December 15, 2020 via Zoom. This year we have 5 candidates for 4 openings. The candidates (in alphabetical order) are: David Brien, Mitch Jacobs, Debbie Kulik, John McGinnis, Liz Moses and Jay Ritt. The Candidates' Statements, official meeting reminder and ballots have been mailed and must be returned to the Inspector of Elections no later than noon on December 14, 2020.

Please call the office if you have any questions.



RETIREMENT NEWS

HHCA MANAGER RETIRES


My dear friends,

After 30 years working in Hidden Hills, 27 of them for the HHCA, I've decided it's time to move on. My plan is to cart my husband, son, father-in-law and anyone else I can cajole, off to the mountains of North Carolina. Hubby and I are keen to enjoy a lower-key, simpler way of life as we amble toward our twilight years. We will be looking to find a place with lots of acreage, streams/ponds/waterfalls, trails and wildlife, and you will all be welcome to visit! I will be working with the Board to recruit, hire and train my replacement. We expect that process to take several months and as such I will be working through August 31, 2021.

I want you to all to know how much you mean to me, how important you have been in my life – I have literally spent more of my life with you all than with anyone else! I am so grateful to you for allowing me to serve you for so many years. I will miss you.

All my best,

Shannon





HIDDEN HILLS COMMUNITY ASSOCIATION

EQUESTRIAN SERVICES TIP OF THE MONTH

Avoid Cold Weather Equine Dehydration This Winter

Warning Signs & What You Can Do

When the temperature of your horses' water sources drops, so does their desire to drink! They need 20 to 40 liters of water day to stay healthy and hydrated in the winter months. But it's hard to know how much water your horses are drinking when you have automatic watering systems or various water buckets around the barn.

Symptoms/Consequences of Equine Dehydration

Dehydration can have serious consequences for your horses: Impaction colic, weight loss and, in the most severe cases, death can occur. Some symptoms to look for are: decreased appetite and manure production, decrease in moisture content of manure, lethargy.

How Can I Make Sure My Horses Drink Enough Water?

Here are some strategies:

WARM UP THEIR WATER!

Check your water levels and temperature – if the water is too cold, they won't drink!

Also, those automatic waterer receptacles, especially the small ones, can easily freeze over.

LIQUEFY THEIR DIET

An easy-to-chew, palatable feed can also help encourage your horses' appetites, keep them salivating and increase their desire to drink.

Try warm bran mash, warm soaked beet pulp and/or warm soaked oats & molasses

SOAK THEIR HAY

IMPORTANTLY, ADD SALT TO THEIR FEED: Ingesting salt stimulates thirst. Add about a tablespoon of loose salt to their feed daily, especially if it appears they're not using their salt block.

PLEASE REPORT:

WORKER HARASSMENT

Several female residents recently reported unwelcome verbal comments and attention from workers on construction sites.

The Board takes this issue very seriously, as does the City. If you or anyone you know is experiencing uncomfortable looks, comments, cat-calling, etc., from anyone in the community, please contact both the Association office and the City's manager.

Action will be taken with the contractor to stop the bad behavior.

This topic has been added to the list of expectations that are discussed with owners and contractors at the required pre-construction meeting that occurs before the start of every new project.

IMPORTANT INFORMATION FOR RESIDENTS

GATE ACCESS FOR GUESTS

It has been brought to the Association's attention that some guests are being denied access at the gates.

Just a reminder that it is important that your guests **use the property address** and not the last name of the resident to gain access to the community.

As there are many residents with similar last names with different spellings, this creates confusion when the guest is denied access under a misspelled last name.

Also please note that all guests driving a vehicle must show a valid driver's license in order to be admitted.

NEIGHBORS

All of us want to keep our Hidden Hills SAFE for our families and their horses and other animals. Especially while we're all here 24/7 minding our "stay-at-home" orders, for safety, please take note of this:

There have been many reports of danger risks because of forbidden bicycle, scooter and motorized vehicle-riders on our trails. As noted by well-posted signs, our trails are exclusively for the use of pedestrians and equestrians.

PLEASE, as is documented in our HH Rules and Regulations (Section 3.2), share with your families and particularly your children this pertinent part of our Rules:

"Operating any motorized vehicle, including but not limited to motorcycles, automobiles, trucks, go-karts, go-peds, golf carts, gas-powered scooters, on the bridle trails is . . . strictly prohibited unless expressly permitted by the Association . . . Riding a bicycle on any bridle trail is prohibited in all instances."

Thank You for your anticipated cooperation. Be safe.

NOTARY SERVICES

The HHCA staff offers notary services to residents, by appointment only. The services are provided using social distancing and single-use thumbprint stamps, and with all parties wearing masks. If you need a notary, please call the office to schedule an appointment.

Please note: Notary services are for residents only.





PLEASE PROTECT THE SANDBAGS

Winter is here and that means the return of the sandbags. If your feed and manure vendors have permission to drive on the trails, please make sure they do not disturb the sandbags.

Residents are responsible for any damage their vendors cause to the trails, so please be proactive and talk to them now. If you're walking or riding on the trails and notice broken sandbags, please notify the office. Thank you!



BOARDING OF NON-RESIDENT'S HORSES

The boarding of horses not owned by current residents of Hidden Hills is permitted provided the following conditions are met:

- i. the non-resident horse owner has registered with the Association office, providing current contact information and completing the Equestrian Services Committee Horse Census Questionnaire;
- ii. the non-resident horse owner has signed the Association's indemnification agreement releasing the Association from any liability associated with the boarded horses;
- iii. the non-resident horse owner has signed a contract with the Association acknowledging receipt of a copy of the Association's Governing Documents, including but not limited to the Rules & Regulations and the Arena Rules posted at each arena, and agreeing to abide by same;
- iv. the non-resident horse owner has obtained an Association-issued I.D. card and displays such I.D. card at all times while riding in Hidden Hills (on the saddle, for example).





DEAR FRIENDS AND NEIGHBORS:

As you may be aware, we have been working hard to improve the safety of our equestrian arenas, trails and facilities. Toward that goal, we have revised and posted a set of rules at each of the arenas that is intended to improve safety and promote cooperative horsemanship among residents and their nonresident guests (boarders and trainers). Please note that the arena rules specify that nonresident trainers may not use our arenas to give lessons solely to nonresident riders (there must be residents in the lessons).

At the same time, we have taken steps to ensure that nonresidents who use our arenas, trails and facilities assume full responsibility for their equestrian activities in the city. We have created a release and indemnification agreement intended to protect all residents individually and the Association at large. This type of an agreement is routinely required at public and private equestrian facilities, and it should be no different in our community. We will issue a photo ID card to all nonresidents who have registered with the Association office and signed the agreement.

Finally, the Association's Rules & Regulations make it mandatory for residents who board horses to ensure that their boarders comply with our new rules:

b) Boarding of Nonresident's Horses. Provided it does not violate the provisions dealing with limited business purposes as outlined above and provided the following conditions are met, the boarding of horses not owned by current residents of Hidden Hills is permitted:

- i. The nonresident horse owner has registered with the Association office, signed an indemnification agreement releasing the Association from any liability associated with the horses, and obtained an I.D. card;
- ii. The nonresident horse owner abides by all of the Association's Rules & Regulations, including but not limited to the Arena Rules; and
- iii. The nonresident horse owner displays the Association-issued I.D. card at all times while riding in Hidden Hills.

We need your help in implementing and enforcing our rules. If you are boarding horses on your property or if you have friends who come in and ride your horses, please ask the horse owners and riders to stop by the Association office and register as soon as possible. There is no fee; we just want to ensure that we are all protected in the event of an accident.

Again, our goal in all of this is to encourage, promote and preserve Hidden Hills' equestrian heritage and its future. We also want to encourage, promote and preserve our community's safety and fiscal integrity. Working together, we can do both.

Thank you for your anticipated cooperation.

Your Equestrian Services Committee

Visit your Association WEBSITE!



Need to know the date of a committee meeting so you can sit-in and learn about your community?

Yearning to get the email address for one of your wonderful board members?

Looking to read the minutes from the last Board meeting?

YOU CAN FIND IT ALL & MORE
on www.hiddenhills.org

If you were registered on the old site but haven't yet registered on the new site, enter your username and click "forgot password." The office will confirm your residency status and email you a link, which will enable you to log on and create a new password. As always, call us if you have any problems! Please take a look, get familiar with the new sections + be sure not to miss the RESIDENT portal.

We will be updating the site WEEKLY! ~ Information *will* be current.

Spread the word and get into the habit of going to your new site as the first place you look for answers + information.

HORSE EXERCISER/ THERAPEUTIC TRAINER

There's nothing better than a horse who's in shape and behaves well! I'm Rachel and I'd love to help your favorite equine get back to optimum. I have a foundation in dressage, jumping and western pleasure. I was trained in Europe with an emphasis in Natural Horsemanship. My gentle demeanor, combined with a firm but loving approach, will keep your horse happy, sound and responsive. I'm honest, flexible, and I enjoy collaborating with my clients. Many references are happy to recommend me, and I offer new clients a complimentary session in order to get to know you and your horse.

\$35 per session (60+ minutes) 661-309-5217

SHARE HOUSEKEEPER

Our housekeeper has openings on Tuesday and Saturday all day, and Wednesday mornings.

If interested, please email Liz at
elizabeth3frazee@gmail.com

HELLO SKIERS !

I have decided I'm not going to ski anymore, and so, I have emptied our lockers in Mammoth, and brought back 12 pairs of skis and poles.

Some are old and some new, some long, some short, all with adjustable Marker Bindings, ranging in prices from \$50 to \$200.

All in good condition, and great for a beginner or a pro.

I have Vokles, Rossignols, Elans and LaCroix.

Also boots, Solomons, Nordicas, and one pair of great snowboard boots, men's size 9. They are A-32's.

Make me an offer !

Ya' gotta see it all, so give me a call for an appointment.

Andie Ashley (818) 888-8715

FALL DISTANCE TUTORING

Professional tutor. Specializing in writing (I am a writing specialist), reading comprehension, language arts, science, social studies, Common Core math (through 5th grade), organizational skills, homework help and much more. One-on-one personal attention via Zoom or FaceTime. Once restrictions are lifted I can meet in your home, Calabasas Library or Barnes & Noble. I have over 16 years of private tutoring experience and can provide you with many excellent references. Academic success is my goal. MA Education, BA Child Development, also degreed in Early Childhood Education.

Please contact Maureen @ [818 915-4567](tel:8189154567) or email meblm@aol.com

HORSE BOARDING

Available to board 2 horse stall and tack room with turnouts adjacent to city's riding arena. Outdoor pipe corals available next to enclosed stalls. \$350.00 per month each.

Call Karen (818) 888-1195



NANNY AVAILABLE

Are you looking for an extra set of hands during the day? Would you like to have a great night's sleep while your baby is cared for?

Experienced (20 years), trusted night nurse and babysitter, with ages from newborn to teenager.

Currently available for night nursing and some day care. Great references available.

Contact Megan [818-857-9494](tel:818-857-9494)

COLLEGE KID SEEKING ADVICE/ MENTORSHIP

Let me introduce myself. My name is Levi, and I grew-up in Hidden Hills. I am home for the pandemic during my junior year of university, where I study engineering and pure mathematics. Now over Zoom, I work in a solar-energy research-lab, build models for our investment club, and compete rowing crew (even without a boat). Today, I am torn between my passions for academia and my interest in management consulting.

Frankly, I am at a fork in life. I recognize this time is an opportunity to grow in perspective—but I am young, so I seek insight. If you have any thoughts on the matter, how to build wisdom, or even just life in general, I would be sincerely grateful to listen.

My cell is [818-933-1198](tel:818-933-1198), and I would really appreciate even a short call or text.



RELAX, REJUVENATE, AND RE-ALIGN WITH YOGA!

Come reset, unwind, and take some time for yourself with a distance yoga class!

Offering individual and group classes via Zoom. Also open to practicing yoga with you outdoors, at least 6 feet away of course.

About me: 200-hour yoga teacher training certified with experience in India, Belize and Los Angeles.

Contact Megan for more information [818-857-9494](tel:818-857-9494)
Meganelizabethsweeney@gmail.com

An advertisement for RepEFX outdoor workouts. It features a woman in a grey hoodie and black leggings performing a squat with a barbell. The background is a mix of orange and white geometric shapes. Text on the right says "'CAUSE WE DON'T STOP" in large white letters, followed by "OUTDOOR WORKOUTS" and the RepEFX logo. Below the logo, it says "MORE INFO? PHONE: 818 917 2515 deb@spellbound-body.com". At the bottom, it lists the schedule: "TUESDAY THURSDAY AND SATURDAY 8AM WEDNESDAY AT 9AM". A section titled "DEAR HIDDEN HILLS FRIENDS:" contains a message about health and wellness, and a closing line "Please reach out for availability." with the name "ALL MY BEST DEB SPELLMAN".

'CAUSE WE DON'T STOP

OUTDOOR WORKOUTS

RepEFX

MORE INFO?
PHONE: 818 917 2515
deb@spellbound-body.com



TUESDAY THURSDAY AND SATURDAY 8AM
WEDNESDAY AT 9AM

DEAR HIDDEN HILLS FRIENDS:

Maintaining your health and wellness is my top priority. That is why we are having our workouts offsite and outdoors. We are following the social distancing guidelines and have a limited capacity. Extra classes can be added!

Please reach out for availability.

ALL MY BEST
DEB SPELLMAN



HIDDEN HILLS




FARMER'S MARKET

HIDDEN HILLS • CALIFORNIA

LOCAL | UNIQUE | FRESH

ARTISANAL FARM TO TABLE

CALIFORNIA GROWN



OPEN EVERY

TUESDAY

2 TO 6



LOCATION COMMUNITY CENTER



EMERGENCY PREPAREDNESS STARTS AT HOME

Last November, the community suffered through the most devastating wildfire in our region's history. While the City of Hidden Hills emerged relatively unscathed, the surrounding communities experienced loss like never seen before.

Hidden Hills fared so well for a variety of reasons including favorable winds and weather, proper preparedness and brush clearance, heroic volunteers, and a little bit of luck. As fall approaches, so does our traditional fire season. Some experts predict that this region won't see a fire as destructive as the Woolsey Fire for a generation, others use the term "new normal" for the recent increase of these devastating events. It's not just wildfires that residents should be prepared for; earthquakes and other disasters could impact all of us.

Emergency preparedness begins at home. Police and Fire agencies train year-round for the "next" event. The City has preparedness plans in place and has recently increased emergency response preparations. So should all residents. It goes beyond having an emergency kit. Below are several examples of efforts you as a homeowner can do to better prepare your family and property.

Hazardous Landscape

Take a look at what plant material you have on your property. Do you have defensible space? Do you have dead or dry vegetation within 30 feet of your home? Do you keep a woodpile near your home? The Fire Department has identified 5 trees and 1 plant as "High-Hazard Plants." These are: Acacia (Shrub), Eucalyptus, Juniper, Palm, Pine, and Pampas grass.

If you have any of these species, consider replacing them with something less hazardous, if not ensure they are properly trimmed and maintained.

Harden Your Home

Take steps to ensure your home is ready for a potential wildfire. Some examples include:

- Address is clearly visible in front of your house
- Chimneys and vents are properly screened to prevent embers from entering your home
- Driveways should provide adequate access for emergency vehicles
- Store necessary equipment on your property or in your garage – examples include hoses hooked up to water, fire extinguishers, shovels
- Keep your property clear of debris, especially combustible debris. If there is a threatening wildfire remove all flammable (baskets, furniture, propane tanks, etc.) away from your home

- Consider purchasing an emergency pool pump that could provide water in an emergency.

Create an Emergency Action Plan

It is critical to take sit down with your family to put together a plan. Do you have a meeting point for your family? If you have school aged children, who is picking them up? Do you have a communication plan including out of state relatives to check in with? Do you have an emergency kit? Remember the 6 P's:

- People and pets
- Papers – phone numbers and important documents
- Prescriptions – vitamins and eyeglasses
- Plastic – credit cards, ATM, and cash
- Pictures
- Personal Computers, hard drives, and flash drives

Animals

Do you have a plan for your animals? Can you safely transport your dog or cat? Do you have a horse and can you safely move them out of the City? If not, have your arranged for emergency transport?

Communication/Power

During the Woolsey Fire, the City lost power for three days and internet service for nearly 10 days. All of us took communication for granted. Can you charge your personal device? Do you have back-up power? Have you registered for the City's mass notification system?

The information above is taken directly from the Los Angeles County Fire Department "Ready Set Go" program. Additional information and details can be found by downloading the plan at <https://fire.lacounty.gov/ready-set-go.pdf>.

Find out more here: www.fire.lacounty.gov/rsg/



SANTA ANA WINDS AND RED FLAG WARNINGS

EQUINE EMERGENCY “CHEAT SHEET”

IT'S NOW A YEAR SINCE THE DEVASTATING WOOLSEY FIRESTORMS. AND ALREADY IN OCTOBER WE WERE THREATENED WITH ANOTHER, JUST SOME SHORT MILES TO OUR NORTH. WE MUST PLAN AHEAD FOR THE SAFETY OF OUR FAMILIES AND OUR ANIMALS - INCLUDING, IN PARTICULAR, OUR HORSES, WHO ARE HELPLESS TO JUMP IN THE CAR WITH US AND FLEE.

HERE ARE A FEW (BARE MINIMUM) TIPS:

- When you receive a “voluntary evacuation” notice, get your horses and other large animals out NOW! Do not wait for issuance of a mandatory evacuation order—haulers may not be allowed admittance through our gates at that point.
 - Sheltering in place is a very last resort!
- If you do not have a trailer or access to a trailer, head to one of our Hidden Hills staging areas: Saddle Creek Arena, Spring Valley Arena, or the Southeast Corner of Long Valley and Round Meadow. Available trailers and haulers will be sent there.
- Do NOT turn your horses loose! Contrary to popular belief, horses do not instinctively run away from fire. And loose panicked horses pose significant threats to human safety.
- If you need help, contact anyone at ESC or City Hall or the CERT Team. Be sure you're signed up for “Blackboard” notifications with City Hall. And please join our WhatsApp group chat (<https://chat.whatsapp.com/CZX7vmh4dcRFo0LY3HZn00>) for news and assistance in large animal emergency situations.

KEEP THIS INFORMATION HANDY FOR LOCAL EVACUATION CENTERS:

- Pierce College Equestrian Center: 6201 Winnetka Ave., Woodland Hills (818/ 710-3308)
 - Hansen Dam Horse Park: 11127 Orcas Ave., Lake View Terrace (818/896-6514)
 - Ventura County Fair Grounds: 10 West Harbor Blvd., Ventura (805/388-4258)
 - Earl Warren Showgrounds: 3400 Calle Real, Santa Barbara (805/687-0766)

OTHER HANDY NUMBERS:

- Agoura Shelter (818/991-0071)
- L.A. City Animal Services, West Valley (888/452-7381)
 - Ventura County Animal Services (805/388-4341)

Our Large Animal Emergency Preparedness Handbook (“must-have” information) will be updated in the coming month. Notice will be circulated when it is available.

Social Distancing at Lunch Trucks

- No dining
- No condiment table
- Stay 6 feet away from others

NO WALK UPS!

YOU MUST ORDER THROUGH THE APP

GO TO STREETFOOD
FINDER.COM/APPS



Come visit us at hiddenhills.org, your new community website where information is updated all the time!
COMMUNITY UPDATE | 05.22.2020

LET'S GET THESE PARTIES STARTED!

Just place the order online and the truck will send you a text with how long it will be. Let the truck know when you get there and your order will be ready and paid for :)

The trucks will accept orders for time slots 24 hours in advance. Each truck will limit how many orders they can take in advance per hour. **NO WALK UPS.**



24549 long valley road ★ hidden hills, ca 91302
phone: (818) 227-6657 ★ fax: (818) 888-6113

Upcoming Food Trucks at Hidden Hills

Dina's Dumpling - Chinese, Asian Fusion, Vegan

Dec 03, 2020 (Thu) 04:00 PM to 08:00 PM

The Deli Doctor - Deli, American

Dec 07, 2020 (Mon) 11:00 AM to 02:00 PM

Vivace (Unconfirmed) - Pizza

Dec 10, 2020 (Thu) 04:00 PM to 08:00 PM

Babys Badass Burgers - Burgers, American

Dec 14, 2020 (Mon) 11:00 AM to 02:00 PM

Pinch Of Flavor - Asian Fusion, Japanese, Mexican

Dec 17, 2020 (Thu) 04:00 PM to 08:00 PM

Cerda Vega Tacos - Mexican, Tacos, Vegetarian

Dec 21, 2020 (Mon) 11:00 AM to 02:00 PM

Pacifico Charbroiled Fish (Unconfirmed) - American, Comfort Food, Seafood

Dec 23, 2020 (Wed) 04:00 PM to 08:00 PM

Richeeze - American, Deli

Dec 28, 2020 (Mon) 11:00 AM to 02:00 PM

8E8 Thai Street Food - Thai

Dec 31, 2020 (Thu) 04:00 PM to 08:00 PM

HIDDEN HILLS

NATIVE WATER SMART PLANTING

There's nothing like going native if you want to minimize problems and reduce water use. Here are some trees and native flowers that you might consider.

All these trees and flowers are drought tolerant. But remember trees are drought tolerant after they are established. So give them plenty of water when they are young, about once a week for their first three years. Then less once they are established. But don't think that drought tolerant means no watering needed.

CATALINA CHERRY TREE



This medium size native tree is sometimes described as a shrub. It's a fast grower. Its height can be as low as 15 feet (shrub) to 40 feet high (tree). It has white flowers in the spring and edible cherries in the fall. And it attracts butterflies, birds and has a nice scent. The leaves are dense so they provide nice shade.

WESTERN REDBUD



If you love color check out the magenta blossoms of the Western Redbud in the spring. In the fall it delivers yellow and red colors. Not surprisingly hummingbirds and butterflies like it a lot. It's called a shrub, but it grows about 10 to 20 feet high and about 10-15 feet wide growing at a moderate pace. It prefers partly sunny spots. It can also handle sandy soil.

VELVET ASH



This is a medium sized tree that you often see in parking lots or median strips because they are hearty. They like partial sun and sandy soil. They grow fast, up to 50 feet high and 60 feet wide. It's a deciduous tree with the leaves turning a bright yellow—as in the photo-- before they drop.

CALIFORNIA SYCAMORE (PROTECTED)



California sycamore truly shines in the winter. While many deciduous trees lose their beauty and charm in these months, this tree becomes a sculptural masterpiece of nature – with bark that glows in the sun. As a native riparian tree, it is found all along our creeks – and was one of the few trees that had been growing in our area long before the arrival of humans.

If fact, California sycamore was so prominent in our Central Coast that pioneer settlers used them as landmarks. One tree, which stood on the south end of Milpas Street reportedly was used as a light house – guiding offshore sailing ships when lanterns were hung in its upper branches!

They are fast growing trees, specimens of which can reach over 100 feet in height in creekside locations. However, as human-planted landscape trees, they usually only rise to 40 to 60 feet. Under optimum growing conditions, they can live for over 200 years and may develop trunks exceeding 10 feet in diameter!

There are several features of the California sycamore that distinguish it from non-native sycamores and make it a stand out in our landscape. Perhaps its most picturesque features are its often-unsymmetrical growth habit and strongly sculptural form. Its trunk frequently leans dramatically, its crown is wide-spreading, and its limbs are massive. It commonly has multiple trunks which have unusual twists and turns. Its attractive mottled bark bears large patches of creamy white, light beige, and gray; older bark may fall off in irregular pieces, adding to the patchwork appearance.

Large deeply-lobed leaves may be up to 10 inches long and equally wide and have three or five pointed lobes. New leaves are a bright green with woolly hairs on both sides. Older leaves become dark green on top with hairy undersides – these drop in the fall. Inconspicuous flowers occur in spring, along with the new leaves. Female flowers develop into 1-inch round fruit with 3 to 5 seed balls per stem. Many small birds feed eagerly on the fruits and seeds.

Red tailed Hawks love nesting in these tall beautiful trees.

THE OAKS (PROTECTED)



Oaks Native to Southern California Oaks provide shade, fall color, and sustenance for a complex network of insects, birds, and other wildlife. Oak trees can thrive with a minimum of maintenance and irrigation, once established. Much of California's landscape features oak-dotted hillsides. To grow and care for an oak is to invest in the future as lifespans of hundreds of years are not uncommon for these trees. Several species of native oaks are found in our area.

The southern range for Valley Oaks runs through our area. Interior Live Oaks, Coast Live Oaks and Scrub Oaks are common sights on the rolling hillsides and open spaces that surround our communities.

Coast Live Oak 23 *Quercus agrifolia* This evergreen tree provides deep, wide shade with holly-like leathery dark green leaves, tooth edged, 1-3" long. Thick moist bark helps protect tree against fires. 20-70'h x 35'+w

Scrub Oak 12 *Quercus beberidifolia* A large shrub with dense growth, variable leaves, usually ¾ - 1½" long, medium green on top, grayish on bottom, and wavy edges. Good as clipped hedge or background. 6-15'h x 6-15'w

Valley Oak 1 *Quercus lobata* This deciduous tree with crooked branches and checked gray bark is a trademark of valley grasslands. Leaves are deeply cut, round-lobed 3-4" long, 2-3" wide, dark green on top, paler on bottom. Tolerant of heat. 15-70'h x 35-70'w Interior

Live Oak 22 *Quercus wislizenii* A tree with a dense, rounded crown, is often wider than high. Glossy, elliptical, green leaves are 1-4" long with smooth or spiny edges and abruptly pointed tip. Tolerant of shade. 30-75'h x 30-40'w

SPRING FLOWERS AND BUTTERFLIES

Below are just a sampling of native plants that offer springtime blooms and are attractive to various stages of the butterfly lifecycle. They will add a variety of textures, colors, and shapes to the landscape and are efficient users of water.

Common Yarrow 2 *Achillea millefolium*

A perennial/groundcover that spreads by its roots, this specimen presents 3-4" clusters of small white flowers above evergreen foliage that are delicate and finely textured. Adult butterflies enjoy this plant. Medium drought tolerant, it likes sun to partial sun. Excellent when used in a garden border or as a lawn substitute as it can be mowed. Widely adapted to a variety of soil conditions. 4-6" h x 3' w.

Scarlet / Western Columbine 2 *Aquilegia formosa*

Delicate orange-red blossoms nod above gray-green lacy foliage from spring to summer. Attracts adult butterflies. Medium to low drought tolerant, this plant prefers a shady location. A favorite garden perennial, cutting first blooms will encourage a second crop (but leave some to reseed). 2½' h x 2' w.

Bigleaf Lupine 7 *Lupinus latifolius*

A beautiful lupine with long, fragrant rose-purple flowering spikes. Foliage, arranged like spread fingers on a hand, is an attractive graygreen. It is an important food plant for butterfly larvae. It is tolerant of garden conditions, and prefers sun to partial sun. 4' h x 4' w.

Bush Sunflower 1 *Encelia californica*

A small shrub that looks best in the garden setting if cut back every two years and irrigated in the summer; however, this is useful for out-of-the-way places beyond irrigation. Bright yellow daisy-like flowers bloom from February to June. Prefers sun to partial sun location. 3' h x 5' w.

BARREN SPACES

Turn highly visible garden spots (along a fence, a driveway, or a sidewalk) that are parched into an oasis with plants that need little care or water. Planting a variety of bulbs, evergreen perennials and shrubs, or ornamental grasses will create an eye-pleasing bright spot. These waterwise species fill in quickly and, once established, remain low enough to not block traffic views.

Firecracker Penstemon 11 *Penstemon eatonii*

This is a desert species with bright red flowers that bloom from spring to summer, on long evergreen stalks. Prefers full sun, good drainage, and will attract hummingbirds. Does better with some water in the summer. 3-4' h x 3-4' w

Western Blue Flax 1 *Linum lewisii*

This is a splendid small perennial with an interesting texture. Many 1" blue to white flowers cover the plant in early spring. Keeps its shape better if trimmed back after blooming. Prefers full sun. 1-2' h x 1-2' w.

Douglas Iris 1 *Iris douglasiana*

Planted as a rhizome, this species grows linear, vase shaped evergreen foliage and produces many beautiful light-purple, blue, white, or cream flowers in the spring. Tolerant of heavy soils and garden conditions, prefers sun to partial sun. 1' h x 2' w.

Sulphur Buckwheat 1 *Eriogonum umbellatum*

Brilliant yellow flowers bloom in the spring on stems above mounds of pretty oval foliage. Very drought tolerant, it prefers full sun and will attract hummingbirds. 1' h x 3' w.

SLOPE STABILIZATION

To help avoid erosion and runoff on your property, put in some native plants to stabilize the soils, control erosion and reduce your future irrigation costs. Moist and cool months are ideal to start these "soil keepers". Once established they will require little irrigation. A mixture of plants is best, with various root depths to hold up a slope. In addition, a sprinkling of native seeds will add to the immediate coverage of your slope.

Blue-eyed Grass 4 *Sisyrinchium bellum*

Delicate flowers, abundant from February to May, with grass-like leaves. A perennial, found naturally in grass meadows and other open places, re-seeds easily. A lovely addition to a dry border and does well in containers with well-draining soil. Likes sun to partial sun exposure. Foliage will die back in summer heat. 1' h x 1' w.

California Fuschia 27 *Zauschneria californica*

Reference books may list this as *Epilobium canum*. A very hardy native that can take a lot of abuse, this is commonly found in dry areas, rocky slopes and cliffs. Abundant, scarlet tubular flowers from July to November, popular with hummingbirds. Likes sun to partial sun exposure, may be used as a ground cover. 2' h x 4' w.

California Redbud 8 *Cercis occidentalis*

An interesting plant year round, with beautiful pea-shaped magenta flowers on leafless stems in the spring, followed by interesting seed pods and heart-shaped blue/green leaves. Deciduous, with yellow or red fall foliage on multi-branching stems. Prefers sun exposure. Excellent for dry, seldom watered banks. 20' h x 15' w.

SLOPE STABILIZATION CONTINUED

Twinberry Honeysuckle5 *Lonicera involucrata*

Prefers moist areas and pruning will keep size under control. Dense foliage with unique orange-red flowers that produce berries, attractive to birds. Blooms in the spring, drops leaves in winter. Sun to partial shade exposure. 6'h x 6'w.

WILDFIRE AREA GARDEN PLANTS

Every few years we are reminded of how Southern California neighborhoods and open spaces can burn during a wildfire. The following plants are included on the County of Los Angeles Fire Department's list for fuel modification guidelines (see section on Firewise Landscape and Fuel Modification Zones) and are approved for the area 20 feet beyond structures.

They require little to moderate irrigation. From a fire defense angle, it is best if most plants in this area are low ground covers and shrubs.

Woolly Yarrow 29 *Achillea tomentosa*

This is a groundcover with flat golden flowerheads atop a spreading flat mat of fernlike gray-green, hairy leaves. 6-10"h x 1'w.

Red-Hot Poker 30 *Kniphofia uvaria*

A plant with a shrub-size clump of grass-like foliage that requires moderate water to bloom and good drainage in winter. Leaves 2' long with dramatic red-orange to yellow blossoms. 3'h x 3-4'w.

Seaside Daisy 1 *Erigeron glaucus*

Native to California, this groundcover forms clumps of stout stems topped by lavender flowers. Some summer irrigation is best. Tolerant of hot inland conditions. 1'h x 3'w.

Society Garlic 31 *Tulbaghia violacea*

A popular perennial with bluish-green 1-2' long leaves, this plant produces clusters of many lavender flowers mostly in spring and summer. Prefers well drained soils. Divide clumps to increase plantings. 1-2'h x 2'w.

OCTOBER WILDLIFE REPORT

Baby Coyote very sick with mange due to secondary poisoning.

People have been reporting all month on the baby coyote that is running around with mange. California Fish and Wildlife has been contacted but they are short staffed and cannot assist Hidden Hills with trapping.

You need to have a license to live trap a coyote so the city of HH or the HHCA would have to hire someone to have his safely trapped and brought to California Wildlife center for treatment. He has been surviving on poisoned rats and roadkill so its very important to pull any rat bait stations so he does not further poison himself.



Thank you to all the concerned residents. Please call the city of HH to push for licensed trapper to come out.

Avoiding Unintentional Poisoning

NATIONAL PARK SERVICE

The use of anticoagulant rodenticide poison to control rodents in your yard, neighborhood and community can result in exposing your pets and local wildlife to this deadly poison. Regardless of who distributes the poison -- homeowners, professionals, or your HOA -- your pets and local wildlife are at risk of exposure.

Death from anticoagulant rodenticide poisoning takes longer than you might think. Rodents that consume anticoagulant poisons do not die immediately. The poison is designed to block the vitamin K cycle which is important in clotting the body's blood, often resulting in a slow death. It can take up to 10 days for the rodent to die by internal bleeding, if it is not eaten by another animal first. Rodents filled with toxic anticoagulant rodenticide poisons continue to move around in the environment and as they start to feel the effects of the poison they begin to move slower and become easy targets for your cat, dog and our native predators such as bobcats, hawks, owls, coyotes etc. Research has shown that anticoagulant poison moves up the food chain and eating a poisoned animal can lead to secondary poisoning of dogs, cats and many wild animals.

HOW ARE PETS AND WILDLIFE GETTING POISONED?

Unintentional Poisoning

Non-target species are poisoned through primary, secondary and tertiary poisoning.

Primary Poisoning of non-target animals may occur when a bird eats the pellets broadcasted on the landscape or pellets that fall out of the bait box. Domestic dogs have been poisoned when they eat bait from boxes or get into unsecured packaging in their homes.

Secondary Poisoning of non-target species occurs when

predatory animals eat poisoned animals, therefore ingesting the poisons secondarily. For example, a bobcat eats a poisoned gopher, exposing the bobcat to the poison, creating a secondary exposure to the poison. Your cat could be at risk too. If your cat ventures outside it will likely catch or try to catch a small mammal, if that mouse, rat, squirrel or rabbit has eating poison your cat is at risk of secondary poisoning.

Tertiary Poisoning of non-target species occurs when a predatory animal eats another predatory animal that has been secondarily poisoned. For example, a mountain lion eats a coyote with secondary poisoning that ate a poisoned squirrel.

Anticoagulants move through the food chain.

RESEARCH DISCOVERS RODENT POISONS MOVE UP THE FOOD CHAIN

Wildlife affected in our local Southern California neighborhoods:

Scientific research on local wildlife in the Santa Monica Mountains National Recreational Area and surrounding fragmented habitats has detected startling evidence on how many of our native carnivores are exposed to anticoagulant rodenticide poisons. This research has shown that secondary poisoning from anticoagulant rodenticides is a wide spread problem throughout our local landscape. Testing results from the 3 carnivore species (bobcats, coyotes and mountain lions) monitored in this study found that most of the animals in the study were exposed to anticoagulant rodenticides.

Results from tested bobcats, coyotes and mountain lions, and exposure to anticoagulant rodenticides during NPS study:

Bobcats - 92% of bobcats exposed to anticoagulant poisons.

Coyotes - 83% of coyotes were exposed to anticoagulants and it was the 2nd leading cause of death during study.

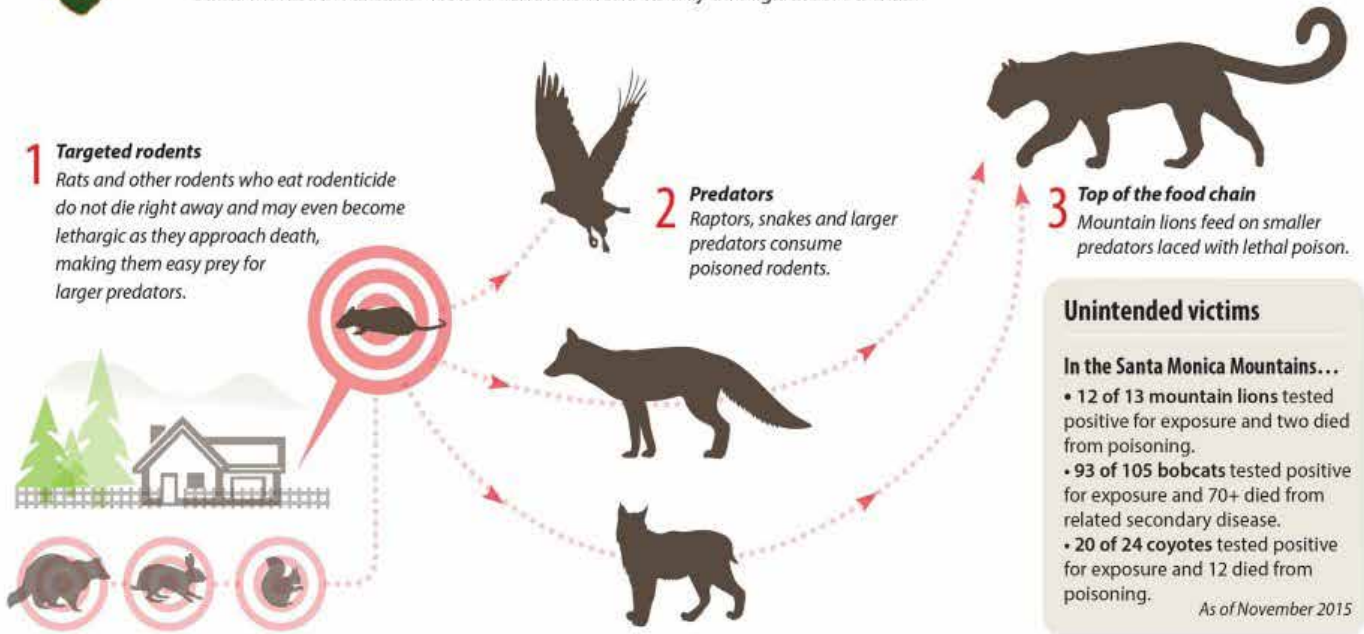
Mountain Lions - 94% of mountain lions were exposed to anticoagulant poisons, including a 3 month old kitten.





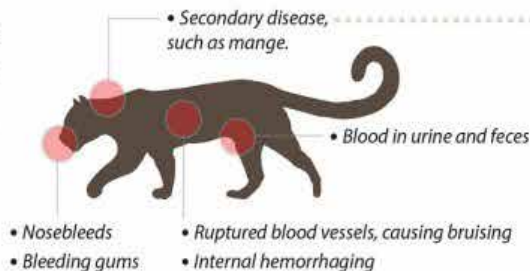
Lethal Dose: Rat Poison & Local Wildlife

Local residents may inadvertently be poisoning wildlife. National Park Service researchers have found a direct link between exposure to anticoagulant rodenticides, commonly known as rat poison, and the deaths of wildlife in and around the Santa Monica Mountains. How rodenticide works its way through the food chain:



How anticoagulant rodenticide kills

These compounds interrupt blood-clotting, which leads to uncontrolled bleeding and death. They may also suppress the animal's immune system, making it susceptible to other diseases. **Symptoms include:**



What is mange?

A microscopic mite that burrows into the skin and causes...

1. Extreme itchiness and skin lesions.
2. Fluid and nutrient loss through the skin.
3. Infection, starvation, hypothermia or other complications, eventually leading to death.



Check the label

Here are the most common anticoagulant compounds:

- Bromadiolone
- Brodifacoum
- Diphacinone
- Difethialone



SOURCES: Santa Monica Mountains National Recreation Area research, L.E.K. Serleys, UrbanCarnivores.com

CREDIT: National Park Service <http://1.usa.gov/1SuhsXv>